

MVP-S1/2DM Simplex Control Panels and Kits

Applications

Oreco® MVP-S1/2DM control panels are specifically engineered for water and onsite wastewater treatment systems.

MVP-S1/2DM panels are ideal for systems that might otherwise require several different types of panels. The controls circuit runs on 120 V power, the pump circuit can operate on 120 V or 240 V power. In addition, the panel can be configured at the shop or in the field for timed- or demand-dosing applications. A control panel kit (MVP-S1/2DM-MF3A-KIT), including three "A" floats and collars, is also available.



Oreco® MVP-S1/2DM-MF3A-KIT



Features/Unique Specifications

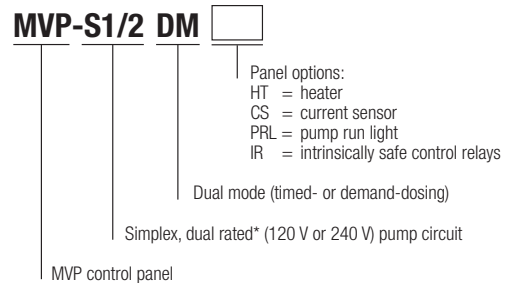
To specify this panel for your installation, require the following:

- Pump circuit is dual voltage-rated for 120 V or 240 V
- Programmable for timed- or demand-dosing applications
- Digital timed-dose function accurate within 1%
- Multiple timer settings for optimum dosing during normal and peak flow conditions
- Built-in programming keys for field-adjustable timer settings without a portable computer
- Built-in elapsed time meter and counters
- Ability to use EEPROM card to change panel functions
- High- and low-level alarm conditions differentiated by steady or blinking LED light
- Silenced alarms automatically reactivated after 12 hours if condition is not corrected
- Timed delays on float inputs to prevent chattering
- Ability to use one model of float for all functions
- Visual indicators of float positions
- UL 508 listing in US and Canada

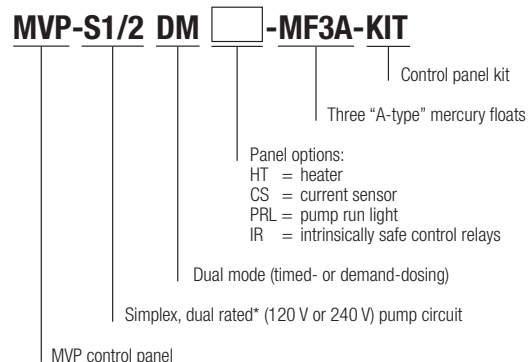
Standard Models

MVP-S1/2DM, MVP-S1/2DM-MF3A-KIT

Nomenclature

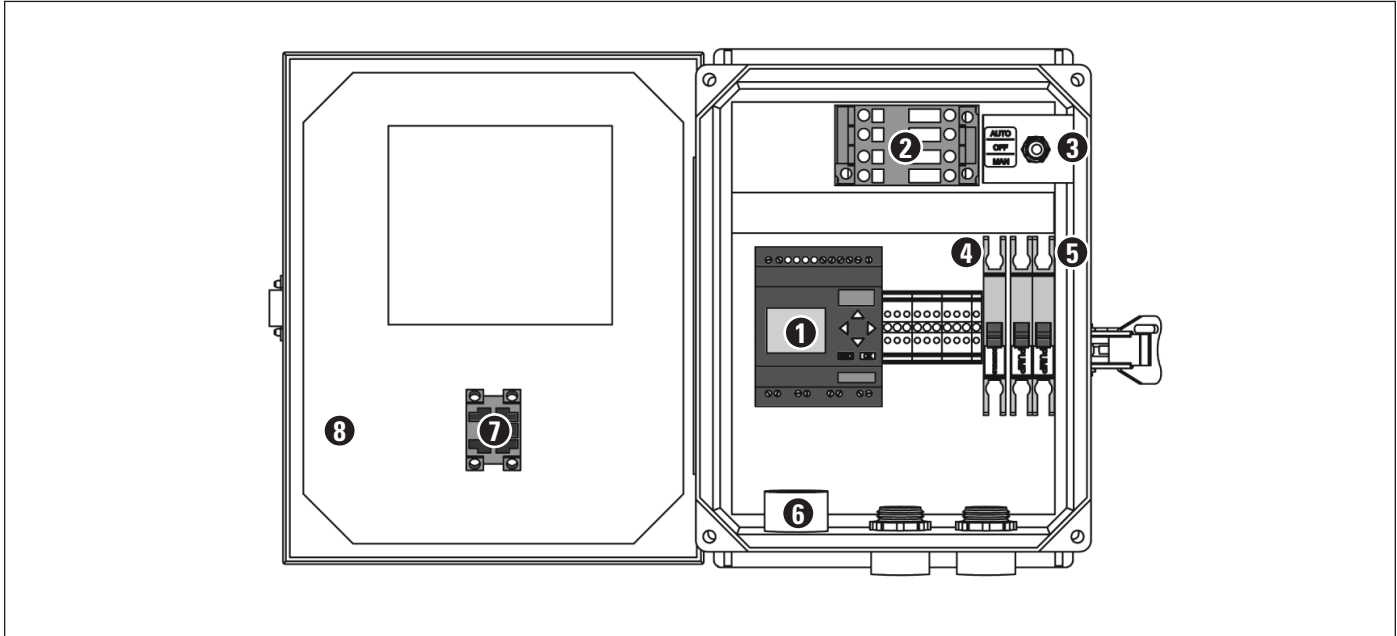


* Controls circuit requires 120 V



* Controls circuit requires 120 V

MVP-S1/2DM Simplex Control Panel (continued)



Standard Components

Feature	Specification(s)
1. Programmable Logic Unit	120 V programmable logic unit with built-in LCD screen and programming keys. Provides control functions and timing for panel operation.
2. Motor-Start Contactor	120 V: 16 FLA, 1 hp (0.75 kW), 60 Hz; 2.5 million cycles at FLA (10 million at 50% of FLA) 240 V: 16 FLA, 3 hp (2.24 kW), 60 Hz; 2.5 million cycles at FLA (10 million at 50% of FLA).
3. Toggle Switch	Single-pole, double-throw HOA switch. 20 A, 1hp.
4. Controls Circuit Breaker	10 A, OFF/ON switch. Single-pole 120 V. DIN rail mounting with thermal magnetic tripping characteristics.
5. Pump Circuit Breaker	20 A, OFF/ON switch. Double-pole 120/240 V. DIN rail mounting with thermal magnetic tripping characteristics.
6. Audible Alarm	95 dB at 24 in. (610 mm), warble-tone sound.
7. Visual Alarm	7/8-in. (22-mm) diameter red lens, "Push-to-silence." UL Type 4X rated, 1 W LED light, 120 V.
8. Panel Enclosure	Measures 11.5 in. high × 9.5 in. wide × 5.4 in. deep (290 × 240 × 135 mm). UL Type 4X rated. Constructed of UV-resistant fiberglass; hinges and latch are stainless steel. Conduit couplings provided.
Dual-Voltage Operation	120 V, 1 hp, 16 A, single phase, 60 Hz or 240 V, 3 hp, 16 A, single phase, 60 Hz.
Dual-Mode Operation	Programmable for timed- or demand-dosing.

Optional Components

Feature	Specification(s)	Product Code Adder
Heater	Anti-condensation heater. Self-adjusting: radiates additional wattage as temperature drops.	HT
Current Sensor	120 V. Go/no-go operation. Pump fail indicator light on panel. Manual reset switch	CS
Pump Run Lights	7/8-in. (22-mm) diameter green lens. UL Type 4X rated, 1 W LED light, 120 V.	PRL
Intrinsically Safe Control Relays	120 V. Listed per UL 698A, for Class 1 Div. 1, Groups A, B, C, D hazardous locations. Larger enclosure required.	IR